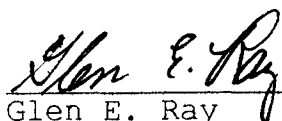
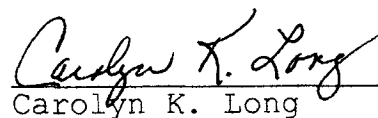



SEXUAL COERCION: AN ASSESSMENT OF THE DIFFERENCES BETWEEN  
FIRST AND SUBSEQUENT SEXUAL EXPERIENCES  
IN MALES AND FEMALES

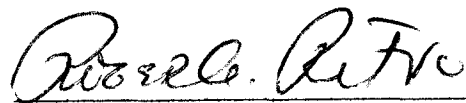
Heather Lynn Murphy

Certificate of Approval:

  
\_\_\_\_\_  
Glen E. Ray  
Assistant Professor  
Psychology

  
\_\_\_\_\_  
Carolyn K. Long  
Chair  
Assistant Professor  
Psychology

  
\_\_\_\_\_  
Peter A. Zachar  
Assistant Professor  
Psychology

  
\_\_\_\_\_  
Roger A. Ritvo  
Director of  
Graduate Studies

SEXUAL COERCION: AN ASSESSMENT OF THE DIFFERENCES BETWEEN  
FIRST AND SUBSEQUENT SEXUAL EXPERIENCES  
IN MALES AND FEMALES

Heather Lynn Murphy

A Thesis  
Submitted to  
the Graduate Faculty of  
Auburn University at Montgomery  
in Partial Fulfillment for the  
Requirements for the  
Degree of  
Master of Science

Montgomery, Alabama

November 4, 1997

SEXUAL COERCION: AN ASSESSMENT OF THE DIFFERENCES BETWEEN  
FIRST AND SUBSEQUENT SEXUAL EXPERIENCES  
IN MALES AND FEMALES

Heather Lynn Murphy

Permission is granted to Auburn University at Montgomery to make copies of this thesis at its discretion, upon the request of individuals or institutions and at their expense. The author reserves all publication rights.

Heather Lynn Murphy  
Signature of Author

November 4, 1997  
Date

Copy sent to:

Name

Date

## VITA

Heather Lynn Murphy, daughter of Grant James Murphy and Michele (Simpson) Murphy, was born July 20, 1973, in Pasadena, Texas. She graduated from Pelham High School, Birmingham, Alabama, in 1991. In September, 1991, she entered Auburn University and recieved a degree of Bachelor of Arts in Psychology in June, 1995. Three months later she entered Graduate School at Auburn University at Montgomery in September, 1995.

THESES ABSTRACT

SEXUAL COERCION: AN ASSESSMENT OF THE DIFFERENCES BETWEEN  
FIRST AND SUBSEQUENT SEXUAL EXPERIENCES  
IN MALES AND FEMALES

Heather Lynn Murphy

Master of Science, November 4, 1997  
(B.A., Auburn University, 1995)

95 Typed Pages

Directed by Carolyn K. Long

Questionnaires were administered to 174 undergraduate psychology students and information from all 174 questionnaires was used in one or more analyses. Coercion scores for males and females were compared on the various instruments. The questionnaires included a Coercion Ranking Scale, a Sexual Experiences Survey-II, a demographics sheet, and the Bem Sex Role Inventory. The questionnaires were used to determine if there was a difference in sexual coercion between an individual's first and subsequent sexual experiences, and also to determine if a person's sex role can aid in predicting who will be a

victim and who will be a perpetrator. Results indicated a significant difference between coercion experienced during first and subsequent sexual experiences with 71% of the individuals, who had sexual intercourse, reporting being coerced during their first sexual experience. In addition, no significant correlation was found between a feminine sex role score and victimization score or a masculine sex role score and perpetrator score. However, significant negative correlations were found between a masculine sex role score and victimization score as well as between a feminine sex role score and perpetrator score.

## ACKNOWLEDGMENTS

I would like to first thank my parents for all the hard work they did in order for me to complete my education. I would like to especially thank my dad for all the copies and faxes he sent to Montgomery. In addition, I would like to thank Dr. Glen Ray for his assistance with the statistical analyses and Dr. Peter Zachar for his help in expediting the process. Special thanks are due to Professor Carolyn Long, without whom this thesis may not have been completed. I would like to thank her for always being cheerful and helpful when I had problems as well as for all her time, guidance, and numerous readings of the thesis. Finally, I would like to thank my family members, Grant, Michele, and Shannon, as well as my friends for all of their love and support while I completed my degree.

TABLE OF CONTENTS

LIST OF FIGURES .....	x
LIST OF TABLES .....	xi
I. INTRODUCTION .....	1
II. LITERATURE REVIEW .....	5
Sexual Coercion of Females	
Prevalence of Sexual Coercion	
Coercive Behaviors	
Male Perpetrators and Their Reasons	
Summary of Sexual Coercion of Females	
Sexual Coercion of Males	
Prevalence of Sexual Coercion	
Coercive Behaviors	
Female Perpetrators and Their Reasons	
Summary of Sexual Coercion of Males	
Related Issues	
Masculinity <u>versus</u> Femininity	
Male and Female Thoughts About Sexual Coercion	
Summary	
III. PROBLEM STATEMENT WITH RESEARCH QUESTIONS .....	21
IV. METHOD .....	26
Participants	
Instruments	
Procedure	
V. RESULTS .....	37
Additional Analyses	
VI. DISCUSSION .....	51
REFERENCES .....	60
APPENDICES .....	68



- A. Coercion Ranking Scale
- B. SES-II
- C. Bem Sex Role Inventory
- D. Informed Consent Form

LIST OF FIGURES

I.	Frequency of Coercion: Coercion First Group (CF) <u>versus</u> Coercion Subsequent Only Group .....	39
II.	Mean Scores for Males and Females on Each Item of the Coercion Ranking Scale .....	49

LIST OF TABLES

I.	Masculine Sex Role, Feminine Sex Role, Victim, and Perpetrator Correlations for Males and Females .....	43
II.	T-Test Scores for Each Item on the Coercion Ranking Scale .....	50

## I. INTRODUCTION

One of the biggest problems in dealing with sexual coercion is defining the term. The term "rape" in its broadest definition has been defined as any kind of unwanted sexual contact (Turner, 1993). Sexual coercion has been defined as "the use of physical violence, threats of bodily harm, or psychological, economic, or evaluative pressure to force you or to attempt to force you into engaging in sexual intercourse, oral sex, or anal sex" (Mynatt & Allgeier, 1990). Mynatt and Allgeier's (1990), definition of sexual coercion was the definition the author adopted for sexual coercion in the study. Because sexual coercion has been defined as unwanted sexual contact, which was also how rape was defined, it has been difficult to know what these terms refer to.

According to McConaghy and Zamir (1995) sexual coercion is a term that can include sexual assault, sexual abuse, sexual aggression, and rape. Even though stranger rape can be included in the definition of sexual coercion as one of the most extreme forms of physical force, stranger rape was not included in this analysis because the

focus of this study was on college age students and their sexual behaviors. In order to assess differences in first and subsequent sexual behaviors, this study focused on the sexual behaviors occurring between peers, friends, acquaintances, and boy/girlfriends, instead of examining sexual behaviors between two people who had never met.

Sexual coercion includes behaviors such as misinterpreting the level of sexual intimacy desired by one's partner, having the partner threaten to end the relationship if the individual does not have sexual intercourse with him/her, and/or being pressured by continual arguments and physical attempts to have sexual intercourse. McConaghy and Zamir (1995) used these characteristics of sexual coercion in developing the revised version of the Sexual Experience Survey (SES) which was originally developed by Koss and Oros (1982) to assess the large number of unreported incidents of rape and sexual aggression in the United States. The SES was revised and modified to form the survey used for this research, which was called the Sexual Experiences Survey-II (SES-II). The SES-II included new questions on sexual coercion such as getting the victim intoxicated and making the victim feel guilty in order to have sexual intercourse.

Studies have shown that almost two-thirds of the teenagers in the United States have had sexual intercourse before marriage or by the time they reach their 20th birthday (Feltey, Ainslie, & Geib, 1991). In a study by Muehlenhard and Cook (1988), 62.7% of men and 46.3% of women had experienced unwanted sexual intercourse before they finished their college careers. In addition, a more recent survey of 112 high school aged females found that 62% of those who reported experiencing date-related sexual abuse identified their offender as a boyfriend in an ongoing relationship (Vicary, Klingaman, & Harkness, 1995).

According to Allgeier and Allgeier (1991), between one-third and one-half of reported sexual assaults, which constitute one form of sexual coercion, involve people who know each other. In fact, "date rape is the most unreported type of rape or sexual assault, yet it is as psychologically damaging to the victim as an assault by a stranger" (Jenkins & Dambrot, 1987). For every sexual assault reported, it is estimated that 3-10 sexual assaults are committed but not reported (Koss, Gidycz, Wisniewski, 1987). "The victimization rate for women peaks in the 16-19 year old age group, and the second highest rate occurs in the 20-24 year old age group" (Koss et al., 1987). Apparently, many people are being sexually assaulted and

not reporting the assault and the main age group appears to be high school to college-age students.

The following review focuses on college students and their sexual behavior when dealing with sexual intercourse. The review shows how men and women can interpret the same behaviors differently in the context of a date (Sandberg, Jackson, & Petric-Jackson, 1987), as well as have similar consequences to the dates, such as being coerced into sexual intercourse. The review is divided into three sections: sexual coercion of females, sexual coercion of males, and related issues. Sections dealing with female and male sexual coercion are further subdivided into three sections: prevalence of sexual coercion, coercive behaviors, and male (or female) perpetrators and their reasons. The last section, titled related issues, deals with masculinity versus femininity and male and female beliefs about sexual coercion.

## II. LITERATURE REVIEW

### Sexual Coercion of Females

#### Prevalence of Sexual Coercion

"Results of a survey done on sexual coercion have shown that males are far more likely than females to initiate coerced sexual behavior and females are more likely to be victimized" (Poppen & Segal, 1988). This conclusion was reached from anonymous surveys given to college students (100 females and 77 males at a private eastern college) that dealt with coercive strategies, motivating factors, and sex role orientation.

According to Lewin (1985), many women feel as if they are in a "no win" situation when it comes to telling a man "no" about having sexual intercourse. The results of the survey showed that these women have the attitude "you're damned if you do (have sexual intercourse) and you're damned if you don't". Women who participated in Lewin's study believed that by saying "no" to having sexual intercourse with the man they were hurting him, or they expected the man to be mad at them, or they thought the man would lose his self-esteem, or the man would no longer wish



to date them (the women), or the man would think they were frigid, or some combination of these beliefs. On the other hand, if the women agreed to have sexual intercourse with the man these women reported the man would lose respect for them, or would end up hurting them because he would not care as much for them as they cared for him, or he might think they were "easy" because they had sexual intercourse with him, or some combination of these beliefs.

Lewin (1985) found that 54% of the 76 undergraduate women he surveyed reported having experienced unwanted sexual intercourse with a male. Kanin and Parcell (1977), found that in a sample of 282 university women 50% reported being victims of sexual aggression (being kissed aggressively, fondling of breasts and genitals, and attempting coitus) during an academic year. These two studies suggest that a large number of women are being sexually coerced by men.

In an article written by Shotland and Goodstein (1983), it was reported that "Kanin and his colleagues, in a series of studies over a 20-year period, found that between one-fourth and one-fifth of college women surveyed reported forceful attempts at sexual intercourse by their dates in which the women reacted by screaming, fighting,

crying, and pleading (Kanin, 1957, 1967, 1971; Kanin & Parcell, 1977; Kirkpatrick & Kanin, 1957)".

The smaller percentages in the findings of Kanin and his colleagues and the findings of Lewin and Kanin and Parcell, could be due to differences in the time the studies were done. The series of studies by Kanin and his colleagues were done from the 1950's to the 1970's and the other studies were in the late 1970's and mid 1980's. People in the latter studies may have been more likely to report sexual abuse or answer questions on surveys about sexual coercion, whereas studies during the earlier years may have suffered because sexual abuse was not discussed as much as it is today. In addition, sexual abuse may have been kept quieter or not have occurred as often as it does today, which may, in part, be due to the sexual revolution in the 1960's which aided in changing views about premarital sex.

### Coercive Behaviors

Many different strategies have been used to coerce women into having sexual intercourse. One such strategy is male touch. Struckman-Johnson and Struckman-Johnson (1993) reported that many women anticipated a strong negative reaction to a man's uninvited sexual touch, particularly in a forceful condition. In this study, women were asked how

they would react to a forcible touch versus a gentle touch and to a genital touch that was also forcible. Results showed that women anticipated strong negative effects from receiving either opposite or same gender touch, whether it was forceful or gentle. When women were faced with a forcible touch situation it made some women feel as if they were giving off the wrong signals to the man, and therefore this type of touch might end up leading to sexual intercourse.

A second strategy that could end in sexual intercourse focuses on the point in the sexual activity when a woman says to stop, such as, if the woman tells the man to stop while they are just kissing versus saying stop right before intercourse begins. Shotland and Goodstein (1983), did a study on 287 college students (141 males and 146 females) in which the "Subjects, both men and women, were more likely to blame the woman and to perceive her as desiring sex with low force and late onset of protest". In other words, some subjects believed that if a woman says to stop right before intercourse occurs and does so with little force, then she really means that it is okay to have sex, regardless of what she has verbally stated.

Other strategies, possibly more common forms of behavior that constitute sexual coercion may include the

man persistently initiating sexual intercourse until the woman eventually gives in, placing the woman on a "guilt trip", intoxicating the female, and/or possibly using blackmail (Allgeier & Allgeier, 1991). Further, a man may try to make the woman feel guilty about not having sexual intercourse with him by suggesting that she owes him sex because he bought her dinner or he may suggest that if she really loved him she would have sex with him.

In addition to inducing guilt, a man might try blackmail to get the woman to have sex with him -- he may tell her that if she does not have sex with him he will tell everyone that she had sex with him anyway, but if she has sex with him, then he will not tell anyone anything. As for getting a victim intoxicated, a man may try to get a woman drunk so that she will not be aware of what she is doing (Allgeier & Allgeier, 1991).

#### Male Perpetrators and Their Reasons

Some people may look at sex as a male victory and female defeat (Lewin, 1985), especially when referring to the stereotyped roles of the dominant male versus the submissive female. "In studies of college students, attitudes, peer group influence, and arousal patterns have been found to distinguish between coercive and noncoercive men" (Shea, 1993), although it was stated that coercive men

do not coerce every woman they date or have a relationship with.

Results have also shown that heterosocially skilled men are more likely than unskilled men to engage in verbal sexual coercion (Muehlenhard & Falcon, 1990). Shea (1993) reported in a survey that 42% of college men admitted to having forced or coerced a partner into an unwanted sexual liaison. Another study reported that nearly half of all college men reported having verbally coerced women into engaging in sexual activities (Craig, Follingstad, & Kalichman, 1989). With these percentages as high as they are it is not surprising that many college men report that they would rape a woman if they could be assured that they would not be caught or punished for their behavior (Rapaport & Burkhart, 1984).

Aside from any reasoning as to why these men behave the way they do (coercing women), it is important to examine the attitudes of men who believed that what they were doing, coercing females, was not wrong. Some men believed that if a female behaved provocatively, "She was asking for it". Behaving provocatively could have included anything from manner of dress and speech habits to drinking customs (Kanin & Parcell, 1977). Other men believed that whether or not a man could have sexual intercourse with a

woman depended on whether or not "He spent a lot of money on her" (Fischer, 1986). Some men even believed that it was acceptable to force a woman to have sexual intercourse when she initially consented, but then changed her mind (Shotland & Goodstein, 1983). The worst belief may be when the male respondents reported that when a dating partner says "no" she really means "yes" (Garcia, Milano, & Quijano, 1989).

#### Summary of Sexual Coercion of Females

Sexual coercion has been viewed as a behavior that occurs more to women than to men with studies showing that approximately 50% of women subjects reported being sexually coerced. Many women also reported feeling as if they are in a "no win" situation, and are being victimized by their dates. As for the men, nearly 50% of them reported being perpetrators of the sexual coercion or sexual assault. Some men have justified their behaviors by claiming that the female "asked for it", or by putting the woman on a guilt trip or getting her drunk to have sexual intercourse with her.

#### Sexual Coercion of Males

##### Prevalence of Sexual Coercion

There is little known about the male victims of sexual coercion. In fact, some authors have referred to it as one

of the most underaddressed issues in our society (McConaghy & Zamir, 1995; Struckman-Johnson, 1988). Many people believe a man cannot be raped by a woman, but what many people do not consider is the possibility of sexual coercion. After all, it is possible for a man to be coerced into having sex with a woman. In an article written by Smith, Pine, and Hawley (1988) it was stated that:

"It is commonly believed that men are incapable of functioning sexually unless they are sexually aroused. This assumption has been repeatably cited in judicial decisions exonerating female defendants on the grounds that unless he were a willing participant, the male victim would have been incapable of engaging in sexual intercourse. This assumption is called into question by evidence that men are capable of functioning sexually in a variety of intense emotional states, including fear and anger just as female victims sometimes report vaginal lubrication and orgasmic responses while being traumatically sexually abused."

In other words, many men who have reported being sexually abused by a woman and have gone to court over the matter have lost the case based on the assumption that a man can not be sexually abused/coerced by a woman.

After contemplating the idea that a man can be sexually abused, even though many people may not believe that what happened was sexual abuse, it is no wonder that male sexual abuse is such an underreported crime (Groth & Burgess, 1980). Many sexually abused men probably believe that if they reported the abuse they would be stigmatized and not believed. Although sexual coercion of males is not reported very often, Anderson and Aymami (1993) found that over 90% of men surveyed reported having received a sexual advance from a woman. Even though a sexual advance is not the same as sexual coercion, it suggests that women are approaching men and it is perceived by the man as a sexual advance.

In a survey done by Struckman-Johnson and Struckman-Johnson (1994b), 30% of the men reported they had experienced coercive sexual contact on one or more occasions from a woman. In a similar study done by Muehlenhard and Cook (1988), 62.7% of the men surveyed had experienced unwanted sexual intercourse. In comparing the two studies, one difference which may have led to the contrasting results was that the sample size in the Struckman-Johnson and Struckman-Johnson study was about twice as large as the sample size in the Muehlenhard and Cook study. Another difference between the two studies,



was that the Struckman-Johnson and Struckman-Johnson study focused on coercive sexual contact and the Muehlenhard and Cook study focused on unwanted sexual intercourse.

Unwanted sexual intercourse might not necessarily be the result of sexual coercion. In fact, the man may have had unwanted sexual intercourse with the woman but only because he was unwilling to tell her he did not want to have sexual intercourse. Therefore, the sexual intercourse would have been unwanted but not necessarily coerced by the woman.

This could account for some of the differences in the studies. It appears that even though men are not reporting the coercion (which can include sexual assault and rape) to the authorities, it is happening to them.

#### Coercive Behaviors

Many different strategies have been used to sexually coerce men. The most common strategies are psychological tactics, verbal arguments, and taking advantage of a man's intoxication (Struckman-Johnson, 1988; Struckman-Johnson & Struckman-Johnson, 1994b). This statement was supported in the study by Struckman-Johnson and Struckman-Johnson (1994a), in which verbal pressure referred to as persuasion was the most common strategy reported. The men surveyed also indicated that the women used such tactics as constant pressure, nagging, and pleading to get the man to have

sexual intercourse. Some of the women even tried to make the man feel guilty about not having sex with her.

Another study by Anderson and Aymami (1993) suggested that women used other strategies such as flirting, touching for sexual arousal, flattery, and talking about feelings for the man to attempt to coerce him into having sexual intercourse. Although some of these tactics sound fairly mild, such as flirting and nagging, some women have used pressure or even force (ex. tying the man to the bed) to get a man to have sexual intercourse with her. Such pressures may have included threatening to tell everyone that he "couldn't get it up" if he did not have sex with her (Struckman-Johnson & Struckman-Johnson, 1994a).

#### Female Perpetrators and Their Reasons

Very little research has been done on the female perpetrators of sexual coercion. In general, these "women view men as always ready and interested in sex and therefore do not view themselves as obtaining or manipulating sex from the man" (Anderson & Aymami, 1993). After all, sex is for men and men want sex! According to Muehlenhard and Cook (1988), males are stereotyped by society to want sex and to be experienced. Therefore, if a woman coerces a man to have sexual intercourse with her when he was not ready for the sexual intercourse to occur,

she may not see anything wrong with what happened even if she had to talk him into the sexual intercourse.

### Summary of Sexual Coercion of Males

What little research has been done on the topic of male sexual coercion has shown that men are indeed sexually assaulted and coerced by women, and women tend to use such strategies as begging, flirting, and persuading to get a man to have sexual intercourse. It is also important to note that many of these women do not believe that coercing a man to have sexual intercourse is wrong, because they believe men want to have sexual intercourse regardless of how they get it.

### Related Issues

#### Masculinity versus Femininity

According to traditional sex role scripts, men are assumed to be sexually goal-oriented - always interested in having sex and responsible for initiating the sexual advances. Women, on the other hand, are assumed to be less interested in sex and are expected to act as gatekeepers - controlling, resisting, and/or submitting to male advances (Struckman-Johnson & Struckman-Johnson, 1991). Keeping some of these stereotyped traditional sex roles in mind may help a person understand why some people refer to women as "men's sexual property" (Marglin, 1990). In fact,

"traditional persons are more likely than nontraditional persons to regard rape as being the woman's fault" (Meuhlenhard, 1988). A woman who makes a sexual advance toward a man may be seen as improper, forward, aggressive, and otherwise unladylike (Henley & Freeman, 1984).

Allgeier and Fogel (1978) found that female college students rated a woman who assumed the woman-above coital position during sex as dirtier, less respectable, less moral, and less good than a woman who laid beneath the man during sex. In fact the participants (71 men and 116 women aged 18-31) in LaPlante, McCormick, and Brannigan's (1980) study "indicated that they both accepted and practiced the sexual script which dictates that men use any available strategy to have sexual intercourse and women use any available strategy to avoid having sex".

After considering some of the sex role stereotypes it is important to examine how these relate to sexual coercion. Levine-MacCombine and Koss (1986), Poppen (1988), and Lewin (1985) reported that many victimized women hold traditional beliefs about sex roles and behavior. This implies that a coercive man may try to exploit a woman's desire to please "her man". Studies have examined the proposition that not all men are aggressors, but maybe very masculine males are; and not all females are

submissive. Instead there may be females who exhibit masculine sex role characteristics who are more dominant and aggressive in their heterosexual relationships (LaPlante, McCormick, & Brannigan, 1980, Muehlenhard & Falcon, 1990, and Poppen & Segal, 1988). In the study by Muehlenhard and Falcon (1990) on 60 men who answered multiple questionnaires, they concluded that men with high dominance scores were more likely to engage in verbal and physical coercion than men without high dominance scores. The questionnaires included the Sexual Experiences Survey, the Survey of Heterosexual Interactions, the Sex Role Stereotyping Scale, Adversarial Sexual Beliefs Scale, Acceptance of Interpersonal Violence Scale, and the Sexist Attitudes Toward Women Scale.

In the study by Poppen and Segal (1988), 100 females and 77 males received a questionnaire that asked questions about their sexual behavior and reasons for engaging in unwanted sex and a Bem Sex Role Inventory. The results indicated that in relation to sex, a person's sex role orientation was not related to yielding to coercive strategies. "Thus, the results showed that sex role orientation was not generally useful in predicting who would be victimized" (Poppen & Segal, 1988).

In comparing the two studies, some differences were the sample sizes, the number and type of questionnaires used in the study, and probably the most important difference was that the Poppen and Segal study used female and male subjects instead of just using male subjects as in the Muehlenhard and Falcon study. These differences could account for the different results as to whether sex role and dominance or masculinity influenced being a victim or a perpetrator of sexual coercion.

#### Male and Female Thoughts About Sexual Coercion

Sandberg et al. (1987), found that 58% of 408 subjects reported engaging in sexual activity with a dating partner not because they wanted to, but because they believed it was inappropriate to refuse. In fact, many of these subjects (60%) believed that dating partners sometimes provoked sexually aggressive behavior by refusing sexual requests. This statement was further supported with an opinion expressed by both males and females that rape and coercion are acceptable under certain conditions (Margolin, 1990). It is important to note that "both men and women engage in a continuum of sexually exploitive behaviors ranging from verbal pressure to use of physical restraint and force" (Struckman-Johnson and Struckman-Johnson, 1988). After examining the beliefs of some of these subjects, it

seems likely that both men and women are doing the coercing and that many of these people do not see anything wrong with what they are doing to the other.

#### Summary

Sexual coercion is clearly a large problem facing people today. The author has tried to inform the reader of some of the information about sexual coercion, but there is still a lot of information to discuss. For instance, there has never been a study done on first versus subsequent sexual experiences or whether being a victim of sexual coercion during a person's first sexual experience may lead to later sexual coercion. Therefore, further research is needed.

### III. PROBLEM STATEMENT WITH RESEARCH QUESTIONS

In the review of literature, most studies showed that women were coerced at higher rates than men, however, men were still being coerced by women. Also, some strategies used by men and women were similar, such as guilt and intoxication, which have been added into the SES-II. As for the male and female perpetrators, many of them did not see anything wrong with what they were doing because they either believed that when a woman says "no" she really means "yes" or they believed every man wants to have sex regardless of what he might say.

Sexual coercion is occurring frequently, and although some research has focused on sexual coercion of men and women as a whole, the author believed that an area of sexual coercion that had been overlooked was a person's first sexual experience. The purpose of this research was to focus on and compare a person's first sexual intercourse experience to their subsequent sexual intercourse experiences.

Mandoki and Burkhart (1989) found that 59% of their sample of sexual assault victims were virgins and Koss



(1988) found that 41% of the rape victims in her study were virgins at the time of the assault. If these numbers are representative, it implies that sexual coercion may be likely to occur during the first sexual experience. Therefore, it seemed important to gather more information about the first sexual experience as compared to subsequent ones. The present study focused on this comparison using a revised version of the modified Sexual Experiences Survey, called the SES-II. Although there were no studies which directly assessed first sexual experiences, it seemed probable that men as well as women may be more likely to have been coerced during their first sexual experience, because they have not had sexual intercourse and might be more vulnerable to the coercion because of this innocence.

The author also predicted, based on past research (Poppen & Segal, 1988; Struckman-Johnson, 1988), that the frequency of coercion reported would be higher for the females than males. In addition, if people reported being coerced into their first sexual intercourse experience, the author predicted they would be more likely to report being coerced into other sexual intercourse experiences. This prediction was based on the high recidivism rates found in rape studies that may also apply to sexual coercion. For example, in a study done by Miller, Moeller, Kaufman,

Divasto, Pathak, and Christy (1978), 82 of 341 rape victims had been raped more than once.

Some authors have argued that sexual abuse is on a "continuum with masculine rather than male behaviors" (McConaghy and Zamir, 1995), whereas other studies, such as Poppen and Segal's (1988) study, have found that sex role orientation was not useful in predicting who would be victimized. The contradictory results of these studies suggested that sex role orientation was an area of sexual coercion that was not well understood. Thus, including an assessment of sex role orientation along with assessments of first versus subsequent sexual experiences may provide additional information about victims and perpetrators. Therefore, the author believed that in a study done on first versus subsequent sexual intercourse experiences that dealt with victims and perpetrators, it was also important to look at the participant's sex role orientation. The Bem Sex Role Inventory (BSRI) was used as a measure of masculine and feminine sex role orientation in the subjects (Bem, 1974). The author predicted that higher masculinity scores would be correlated with a higher number of reported sexually coercive behaviors, and higher femininity scores would be correlated with a higher number of reported episodes of victimization.

The independent variable in this study was sexual experiences, first and subsequent. The dependent variables in this study were SES-II scores of the victim and the perpetrator scores. Lastly, the hypotheses for this study were as follows:

1. For those people who report being coerced, more people will report their first instance of sexual coercion to have occurred during their first sexual experience rather than during only their subsequent sexual experiences.
2. Women will report a significantly higher frequency of being coerced on their first and subsequent sexual experiences than men.
3. For both males and females, individuals who report being coerced during their first sexual experience, will have higher victimization scores in their subsequent sexual experiences than those who do not report being coerced during their first sexual experience.
4. The higher the femininity score on the BSRI, the higher the victimization score will be on the SES-II during the first sexual experience and during subsequent sexual experiences.

5. The higher the masculinity score on the BSRI, the higher the perpetrator score will be on the SES-II during the first sexual experience and during subsequent sexual experiences.

#### IV. METHOD

##### Participants

The participants that completed the Coercion Ranking Scale, the SES-II, and the BSRI were Auburn University of Montgomery (AUM) students. These participants were volunteers from undergraduate psychology classes, who had signed consent forms (see Appendix D) prior to taking the tests.

The total number of participants was 174 students (134 females and 40 males). The participants had a mean age of 23.7 years and 58% were Caucasian, 38% were African American, and 4% were other. Furthermore, the participant classifications at AUM were as follows: 18.4% were freshman, 21.8% were sophomores, 23.6% were juniors, 35.1% were seniors, and 1.1% were graduate students. In addition, the number of sexual intercourse partners reported was 20.7% for 0-1 partner, 27.6% for 2-4 partners, 26.4% for 5-8 partners, 11.5% for 9-14 partners, 11.5% for 15 or more partners, and 2.3% left the question blank.

Because an individual had to answer every question in order for his/her test to be used to obtain victim and

perpetrator scores, not every participant's test could be used for every analysis. But, all 174 participant's questionnaires were used to obtain the weighted scores for the SES-II that were based on the Coercion Ranking Scale (Appendix A). Aside from the Coercion Ranking Scale, some of the participant data had to be excluded from certain data analyses because of incomplete questionnaires or individuals who had not had sexual intercourse two or more times. Of those excluded, 18 (all females) had incomplete questionnaires and 13 (12 females and 1 male) had never had sexual intercourse.

The remaining 143 participants that could receive a victim and a perpetrator score, because they answered every question, for first and subsequent sexual experiences included 104 females and 39 males. Of these participants 60% were Caucasian, 36% were African American, and 4% were other. Furthermore, the mean age for the first time an individual had sexual intercourse was 16.6 years, with females having a mean age of 16.8 years and males having a mean age of 16.1 years. The individuals who had not had sexual intercourse had a mean age of 19.7 years.

### Instruments

The first instrument, the Coercion Ranking Scale (Appendix A), used a seven point Likert scale and was

designed to rate the degree of coerciveness of each sexually coercive behavior from least coercive (scored as 1) to most coercive (scored as 7). The scale consisted of 17 items that were placed in random order. The items were derived from the questions on the SES-II. The ratings on the Coercion Ranking Scale were used to determine the weights for the questions on the revised version of the modified SES (SES-II), which were then used to obtain the victim and perpetrator scores for the individuals.

The original SES was developed by Koss and Oros (1982) from a representative sample of 3,862 university students. Koss and Gidycz (1985) found the test to be both reliable and valid. The internal consistency of the items was .74 for women and .89 for men. The test-retest reliability showed a mean item agreement between the two administrations to be 93%. The test was later modified by McConaghy and Zamir (1995) to focus more on sexual coercion and was extended to include 53 Yes-No items instead of the original 13 items. The modified version could also be used on both men and women. The items were arranged in ascending order of assumed coerciveness and then given a ranking/weight; a Yes to items 6 or 7 received a 1, a Yes to items 10 or 11 received a 2, and so on. Using this system, each subject could be assigned two sexual coercion

scores, one for victimization and one for perpetrator/aggressor. From this modified version of the SES, the author developed the SES-II (Appendix B) which was used in this study.

The SES-II (Appendix B) is a redesigned version of the modified SES. The purpose of the SES-II was to separate an individual's first and subsequent sexual experiences and to determine if there was a difference between being sexually coerced the first time a person has sexual intercourse and coercion during subsequent sexual experiences. The modified version of the SES was altered in order to develop the SES-II by separating the questions:

Have you obtained anal/oral intercourse with a woman/man by using threats or physical force?;  
 Has a woman/man obtained anal/oral intercourse with you by using threats or physical force?; and  
 Had sexual intercourse with a woman/man when you both wanted to.

to now read:

Have you obtained anal intercourse with a woman/man by using threats of physical force?;  
 Have you obtained oral intercourse with a woman/man by using threats of physical force?;



Has a woman/man obtained anal intercourse with you by using threats of physical force?;

Has a woman/man obtained oral intercourse with you by using threats of physical force?;

You believe you had sexual intercourse with the man/woman when you both wanted to.

In addition two questions were added to balance the content of questions dealing with perpetrator and victim behaviors.

The questions that were added were:

You misinterpreted the level of sexual intimacy that the man/woman desired; and

You have misinterpreted the level of sexual intimacy that a man/woman desired.

The first set of questions in the SES-II was also altered to address first time sexual experiences by using the words "the" and "did you" to refer to one person, which was consistent with asking about a single experience. The second set of questions in the SES-II dealt with the subsequent sexual experiences not including the first sexual intercourse experience and those questions used the words "a" and "have you ever", which was consistent with asking about multiple experiences. Questions concerning guilt and intoxication were added to the test because research (Allgeier & Allgeier, 1991; Struckman-Johnson,

1988; Struckman-Johnson & Struckman-Johnson, 1994a; and Struckman-Johnson & Struckman-Johnson, 1994b) has shown that some of the strategies most used by men and women to coerce an individual are guilt and intoxication. These new questions were:

Did you make the man/woman feel guilty (if you loved me you would do it) in order to have sexual intercourse when he/she did not really want to do it;  
Have you made a man/woman feel guilty (if you loved me you would do it) in order to have sexual intercourse when he/she did not really want to do it;  
Were you made to feel guilty in order for the man/woman to have sexual intercourse with you when you did not want to do it;  
Have you been made to feel guilty in order for a man/woman to have sexual intercourse with you when you did not want to do it;  
Did you get the man/woman intoxicated in order to have sexual intercourse with him/her and he/she would not have done it otherwise (unless he/she was intoxicated);

Have you gotten a man/woman intoxicated in order to have sexual intercourse with him/her and he/she would not have done it otherwise (unless he/she was intoxicated);

Did the man/woman get you intoxicated in order to have sexual intercourse with him/her and you would not have done it otherwise;

Has a man/woman gotten you intoxicated in order to have sexual intercourse with him/her and you would not have done it otherwise.

The questionnaire also asked for information about the person's age, race, sex, university classification, age at first sexual intercourse experience, frequency of sexual intercourse, and number of partners.

The third questionnaire used in this research was the Bem Sex Role Inventory (BSRI) (Appendix C) which was designed to assess masculinity and femininity according to cultural norms (Bem, 1974). The BSRI was designed to have subjects rate on a seven point Likert scale how well each of 20 masculine, 20 feminine, and 20 neutral personality traits describe them. The traits were derived from 100 undergraduate students in which the students described the traits as being more desirable for one sex than the other. Then the test was administered to 561 males and 356 females

to provide the normative data for the BSRI (Bem, 1974). Bem (1974) reported the test was highly reliable with the Femininity alpha = .80 and Masculinity alpha = .86. In addition, Harris (1994), showed that the test is still a "valid indicator of the current American cultural definitions of masculinity and femininity".

#### Procedure

Part of the design for this study included revising the modified version of the SES to develop the SES-II, which was outlined in the method section. Once the tests were ready, the researcher went to undergraduate psychology classes to ask for volunteers to administer the Coercion Ranking Scale (Appendix A), the SES-II (Appendix B), and the BSRI (Appendix C). However, before the participants received their questionnaires, they were each handed a consent form (Appendix D) that the researcher read and went over with them. If the participants had any questions, the researcher answered them and then the students who wanted to answer the questionnaires signed and returned the consent forms. Only three students chose not to participate after reading the consent form. After the forms were returned to the researcher, if the participant wished to volunteer for the study he/she received the test packet which included the Coercion Ranking Scale, the

SES-II, and the BSRI. The SES-II and the BSRI were counterbalanced. In addition, the participants were asked to answer a few questions about demographics such as age, race, and gender. After the questionnaires were completed the participants were asked to place the completed questionnaires in a folder at the front of the room. This was done to insure that the participant's confidentiality was protected.

As mentioned in the instruments section, participants completed a Coercion Ranking Scale (Appendix A). This scale was completed before the other tests and determined how the SES-II was scored for the males and females. The results of the Coercion Ranking Scale were determined by obtaining an average weight for each behavior which became the weight an individual received if he/she answered yes to that item on the SES-II. For instance, if an individual answered yes to the item that dealt with intoxication on the SES-II and the weight for that item on the Coercion Ranking Scale (Appendix A) was 5.78, then the individual would receive a 5.78 for that item. The only items that received a weighted score on the SES-II, were the items that an individual answered yes. The score could be from 1-7 depending on the participant's ratings.

The results of the SES-II were analyzed, as done by McConaghy and Zamir (1995), by separating the questions regarding victim behaviors from the questions regarding perpetrator behaviors. Then each individual received two coercion scores, one comprised of the victimization questions and the other the perpetrator questions. The coercion scores showed which individuals reported being victimized and which individuals reported being perpetrators. In addition, the individual questions showed in what way these individuals had reported being victimized and/or been a perpetrator. The coercion score was determined for the victims according to how each item was rated on the Coercion Ranking Scale. If an individual answered yes to an item, then he/she received the weight that was assigned to that response from the Coercion Ranking Scale. Once all of the yes responses had been scored, and all of the weights of the scores pertaining to the victimization questions (6,7,10,11,14,...) were added together the resulting number was the victimization score for an individual. In addition, all of the weights of the scores pertaining to the perpetrator questions (4,5,8,9,12...) were added together to form the perpetrator score for each individual. Each individual received a victim and a perpetrator score for both their first and

subsequent sexual experiences. However, an individual could only receive a victim/perpetrator score if he/she answered all of the items on the SES-II. If an individual failed to answer every item on the SES-II, he/she did not receive a victim/perpetrator score since the researcher was not able to determine whether the individual would have answered the item yes or no.

Once the SES-II questionnaires had been scored, the victim/perpetrator scores, for first and subsequent sexual experiences for the males and females, were correlated with the masculinity and femininity scores derived from the BSRI.

## V. RESULTS

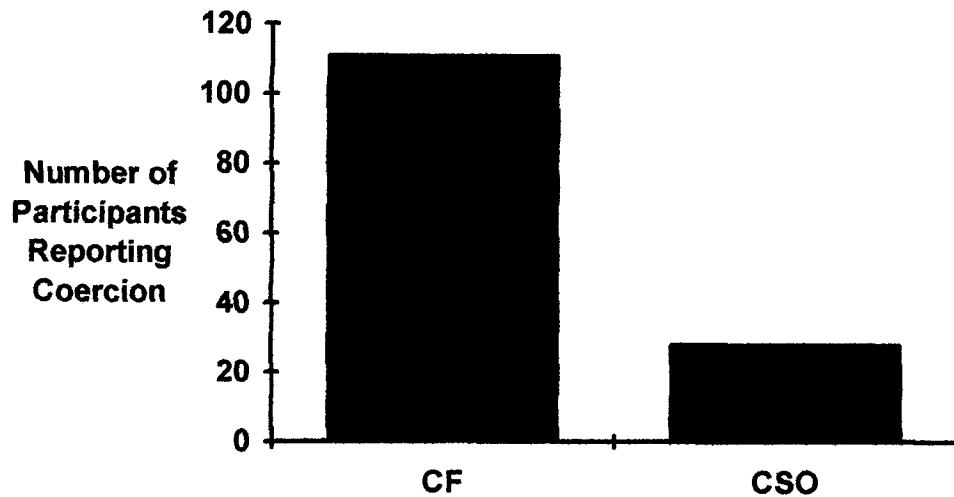
The null hypothesis for hypothesis one states: For those people who report being sexually coerced, there will be no significant difference in the number of people who report being coerced during their first sexual experience versus those who report being coerced during only their subsequent sexual experiences. This hypothesis was analyzed by grouping the participants into two categories. The first group, called Coercion First, were the participants that were coerced (answered yes to any one of the victimization questions and/or #3, feeling initially coerced into sexual activity but then enjoying it, on the SES-II) during their first sexual experience regardless of whether he/she was coerced during his/her subsequent sexual experiences, and the second group, called Coercion Subsequent Only, were the participants who were coerced (answered yes to one of the victimization questions and/or #3 on the SES-II), not during their first sexual experience, but during their subsequent sexual experiences. The researcher predicted that the frequency of coercion would be highest in the Coercion First Group.



The first hypothesis was tested using the Chi Squared Goodness of Fit test with no preference between the groups. The independent variable was the history of sexual coercion or not and the dependent variable was the number of people in each group. When doing the test the groups were as follows: Coercion First Group = 111 and Coercion Subsequent Only Group = 28 (see Figure I). Using an alpha level of .05 there was a significant difference in that the Coercion First Group and the Coercion Subsequent Only Group were not equally distributed,  $\chi^2(1, N = 139) = 49.56$ ,  $p < .005$ . Thus, the Coercion First Group was, as predicted, the group with the highest frequency of coercion for these participants.

Figure I

Frequency of Coercion: Coercion First Group (CF) versus  
Coercion Subsequent Only Group (CSO)



The null hypothesis for hypothesis two states: There will be no difference in the frequency of coercion for men and women in their first and subsequent sexual experiences. A Chi Squared Goodness of Fit test with no preference between groups was used to analyze this data. The variables analyzed were gender and timing of coercion for first and for subsequent sexual experiences.

The items on the SES-II that were used to analyze the data for hypothesis two included the victimization questions and item #3 (feeling initially coerced into sexual activity, but then enjoying it) for first and subsequent sexual experiences. Using a .05 alpha level,

the test for the first sexual experience for males and females showed, as predicted, that the frequency of sexual coercion was not equally distributed between the males and the females  $\chi^2(1, N = 111) = 33.52, p < .005$ , with females having a reported higher frequency of sexual coercion than males. The subsequent sexual experiences were analyzed regardless of whether an individual was coerced during his/her first sexual experience. For subsequent sexual experiences the test results also showed, as predicted, that the frequency of sexual coercion between males and females was not equally distributed between the two groups  $\chi^2(1, N = 131) = 34.26, p < .005$ , and that females had a higher frequency of reported sexual coercion than the males.

The third hypothesis that focused solely on the SES-II stated: For both males and females, individuals who report being coerced during their first sexual experience, will have higher victimization scores in their subsequent sexual experiences than those who do not report being coerced during their first sexual experience. Using the victimization scores from the SES-II, a t-test for independent groups was done on subsequent victimization scores separately for males and females. The independent

variable was whether coercion occurred during the first or subsequent sexual experiences and the dependent variable was the victimization score for subsequent sexual experiences.

The t-test for independent groups, using a .05 alpha level, indicated that the females who were coerced during their first sexual experience had significantly higher victimization scores in their subsequent sexual experiences ( $\underline{M} = 31.25$ ,  $\underline{SD} = 23.20$ ) than did the females who were coerced only during their subsequent sexual experiences ( $\underline{M} = 19.31$ ,  $\underline{SD} = 11.30$ ),  $t(93) = 2.27$ ,  $p = .03$ . However, for the males who were coerced during their first sexual experience there was no significant difference in their victimization scores for their subsequent sexual experiences ( $\underline{M} = 24.80$ ,  $\underline{SD} = 22.05$ ) when compared with the male's scores who were coerced only during their subsequent sexual experiences ( $\underline{M} = 16.96$ ,  $\underline{SD} = 16.55$ ),  $t(30) = 1.09$ ,  $p = .29$ . Thus, the hypothesis was supported for the females, but not for the males.

After analyzing the hypotheses that focused solely on the SES-II, the next step was to analyze the hypotheses that focused on the SES-II and the BSRI. These hypotheses were the following.

The fourth hypothesis stated: The higher the femininity score on the BSRI, the higher the victimization score will be on the SES-II during the first sexual experience and during subsequent sexual experiences. The two variables that were correlated were the femininity scores for males and females on the BSRI and the victimization scores for first and subsequent sexual experiences on the SES-II. This hypothesis was analyzed using Pearson Product-moment correlation coefficients with a .05 alpha level.

The analysis of hypothesis four showed that the victimization score in the first sexual experience ( $\underline{M} = 11.68$ ,  $\underline{SD} = 13.90$ ) and femininity score ( $\underline{M} = 5.13$ ,  $\underline{SD} = .57$ ) for females did not result in a statistically significant correlation ( $\underline{N} = 104$ ),  $\underline{r} = -.13$ ,  $\underline{p} = .19$ . The victimization score in the first sexual experience ( $\underline{M} = 8.18$ ,  $\underline{SD} = 12.14$ ) and femininity score ( $\underline{M} = 4.64$ ,  $\underline{SD} = .54$ ) for males ( $\underline{N} = 39$ ) also did not result in a statistically significant correlation,  $\underline{r} = -.06$ ,  $\underline{p} = .70$  (see Table I).

The victimization score in the subsequent sexual experiences ( $\underline{M} = 24.10$ ,  $\underline{SD} = 21.63$ ) for females when correlated with the femininity score did not show a statistically significant correlation,  $\underline{r} = -.06$ ,  $\underline{p} = .54$ ,

as did the victimization score in the subsequent sexual experiences ( $M = 18.54$ ,  $SD = 20.66$ ) for males when correlated with the femininity score,  $r = -.17$ ,  $p = .29$ . Thus, there was not a significant correlation for either males or females between the victimization score for subsequent sexual experiences and the femininity score as shown in Table I.

Table I  
Masculine Sex Role, Feminine Sex Role, Victim, and  
Perpetrator Correlations for Males and Females

Correlation ( $r$ )	Males	Females
1. First Sexual Experience Victimization and Femininity	-0.0637	-0.1289
2. Subsequent Sexual Experiences Victimization and Femininity	-0.1746	-0.0613
3. First Sexual Experience Victimization and Masculinity	0.1080	-0.2754**
4. Subsequent Sexual Experiences Victimization and Masculinity	0.2176	-0.1191

Table I cont'd.

	Correlation ( <u>r</u> )	Males	Females
5. First Sexual Experience Perpetrator and Femininity		0.0865	-0.2354*
6. Subsequent Sexual Experiences Perpetrator and Femininity		-0.3173*	-0.2508*
7. First Sexual Experience Perpetrator and Masculinity		0.1147	0.0267
8. Subsequent Sexual Experiences Perpetrator and Masculinity		0.2281	0.1322
9. First Sexual Experience Victimization and Subsequent Sexual Experiences Victimization		0.2048	0.4727***

\* $p < .05$ , \*\* $p < .01$ , \*\*\* $p < .001$

The fifth hypothesis stated: The higher the masculinity score on the BSRI, the higher the perpetrator score will be on the SES-II during the first sexual experience and during subsequent sexual experiences. The two variables that were correlated were the masculinity scores for males and females on the BSRI and the perpetrator scores for first and subsequent sexual

experiences on the SES-II. This hypothesis was also analyzed using Pearson Product-moment correlation coefficients with a .05 alpha level.

The analysis of hypothesis five showed that the perpetrator score in the first sexual experience ( $\underline{M} = 1.74$ ,  $\underline{SD} = 3.43$ ) and masculinity score ( $\underline{M} = 4.76$ ,  $\underline{SD} = .69$ ) for females did not result in a statistically significant correlation ( $\underline{N} = 104$ ),  $\underline{r} = .03$ ,  $\underline{p} = .79$ . The perpetrator score for the first sexual experience ( $\underline{M} = 4.18$ ,  $\underline{SD} = 6.65$ ) and masculinity score ( $\underline{M} = 5.42$ ,  $\underline{SD} = .48$ ) for males ( $\underline{N} = 39$ ) also did not result in a statistically significant correlation,  $\underline{r} = .11$ ,  $\underline{p} = .49$  (see Table I).

In addition, the perpetrator score for the subsequent sexual experiences ( $\underline{M} = 4.06$ ,  $\underline{SD} = 7.66$ ) for females when correlated with the masculinity score did not show a statistically significant correlation,  $\underline{r} = .13$ ,  $\underline{p} = .18$ , as did the perpetrator score for the subsequent sexual experiences ( $\underline{M} = 8.61$ ,  $\underline{SD} = 10.16$ ) for males when correlated with the masculinity score,  $\underline{r} = .23$ ,  $\underline{p} = .16$ . Thus, there was not a significant correlation for either males or females between the perpetrator score in the subsequent sexual experiences and the masculinity score (see Table I).



### Additional Analyses

Even though there were no statistically significant correlations between the victimization score for sexual experiences and the femininity score and the perpetrator score for sexual experiences and the masculinity score, there were other findings that seem important to mention. For instance, there was a significant negative correlation between the victimization score for first sexual experience for females and the masculinity score,  $r = -.28$ ,  $p = .01$ , indicating that the less masculine sex role a female has, the greater the victimization on her first sexual experience. In addition, there was also a significant positive correlation between being victimized during the first sexual experience and the subsequent sexual experiences for the females,  $r = .47$ ,  $p = .00$  (see Table I).

Other results showed that there was a significant negative correlation between the perpetrator score for the first sexual experience and the femininity score for females,  $r = -.24$ ,  $p = .02$ . There was also a significant negative correlation between the perpetrator score for the subsequent sexual experiences and the femininity score for the females,  $r = -.25$ ,  $p = .01$ , and for the males,  $r = -.32$ ,  $p = .05$  (see Table I). Thus, indicating that a

lower femininity score may be associated with a higher perpetrator score.

Aside from the correlation results, 2 of the 39 males tested reported having been raped during their first sexual experience, one by a male and one by a female. Four of the 39 males also reported being raped during their subsequent sexual experiences, three by a female and one by a male. Further, 10 of the 122 females reported being raped during their first sexual experience, all by males. In addition, 23 of the 122 females reported being raped during their subsequent sexual experiences, all by males.

In addition to the victimization results, the perpetrator score results showed that a total of 29 of the 39 males tested reported acting as a perpetrator during a first or a subsequent sexual experience. Further, 19 (49%) of the 39 males reported being a perpetrator, which was indicated by an individual answering yes to one or more of the perpetrator items, in their first sexual experience. As for the females, a total of 68 of the 122 females reported acting as a perpetrator during a first or a subsequent sexual experience. In addition, 39 (32%) of the 122 females reporting being a perpetrator in their first sexual experience.

As for the results of the Coercion Ranking Scale, which was the first test administered and was used to rate sexually coercive behaviors, the females were found to rate the majority of the items on the Coercion Ranking Scale as more coercive than the males. The only item the males rated as more coercive than the females was the item pertaining to consensual sexual intercourse (item 2 in Figure II) in which the males found consensual sexual intercourse to be more coercive than the females. Figure II shows the results of the mean scores of every item on the Coercion Ranking Scale for the males and for the females. However, although the males rated the majority of the coercive behaviors as less coercive than the females, only seven of the seventeen items on the Coercion Ranking Scale showed differences that were significant (see Table II). Thus, only items 1 (intoxication), 2 (consensual sexual intercourse), 4 (physical force to make a person kiss or pet), 7 (anal intercourse), 10 (sexual intercourse through physical force), 11 (sexual intercourse through threats of physical force), and 16 (pressured into sexual intercourse by partner's continual arguments) showed a statistically significant difference in how the males and females answered the items. A Bonferroni alpha correction was employed (.05/ number of comparisons) to control for

the possibility of alpha inflation. Each item on the Coercion Ranking Scale was scored on a scale of 1-7 with 7 being most coercive.

Figure II

Mean Scores for Males and Females on Each Item of the Coercion Ranking Scale

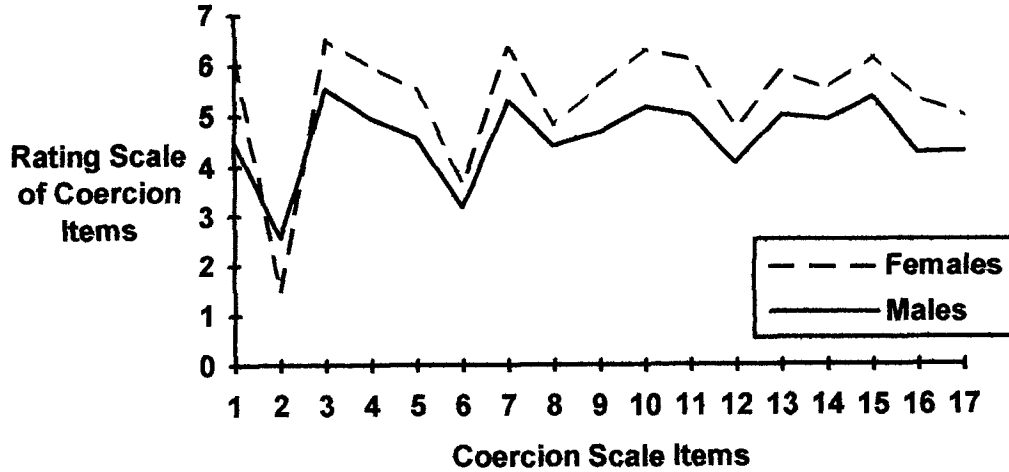


Table II

T-Test Scores for Each Item on the Coercion Ranking Scale

Coercion Scale Items	t Value	Degrees of Freedom	Probability
1	5.30***	172.00	0.000
2	-3.39**	172.00	0.001
3	2.80	172.00	0.006
4	3.07**	172.00	0.003
5	2.61	54.79	0.012
6	1.52	54.89	0.135
7	3.11**	172.00	0.002
8	1.26	60.71	0.213
9	2.62	57.32	0.011
10	3.52**	172.00	0.001
11	3.54**	172.00	0.001
12	2.04	54.36	0.046
13	2.37	172.00	0.019
14	1.76	172.00	0.081
15	2.53	172.00	0.012
16	3.38**	172.00	0.001
17	2.28	172.00	0.024

\* $p < .05$ , \*\* $p < .01$ , \*\*\* $p < .001$

## VI. DISCUSSION

The primary focus of this study has been on the differences between first and subsequent sexual experiences in males and females. The SES-II results showed that 13 individuals had never had sexual intercourse. Further, of those individuals that had sexual intercourse 17 reported that they had never been coerced, 111 reported that they were coerced during their first sexual experience, and 28 reported that they were not coerced during their first sexual experience but that they were coerced during their subsequent sexual experiences. In summary, the results showed that a substantial number (71%) of people were coerced during their first sexual experience with a higher frequency of females reporting being coerced. However, even though there was a higher frequency of victimization in the females, the percentage of females that reported being coerced was similar to the percentage of males that reported being coerced. This difference could be due to a smaller sample size of males.

Of the individuals that have had sexual intercourse two or more times, 86% of the females reported being

coerced (71% during their first sexual experience) and 87% of the males reported being coerced (64% during their first sexual experience). However, only 23% of the females reported being raped by a male (8% occurring during the first sexual experience) and only 10% of the males reported being raped by either a female or a male, with only one male reporting being raped by another male (5% occurring during the first sexual experience), thus supporting the belief that rape may be underreported due to lack of knowledge of defining rape as unwanted or coerced sexual intercourse. Many of the participants in this study that reported being coerced into sexual intercourse through means of intoxication, physical force, and/or threats did not report what happened to them as rape, which suggests that the rape was not reported because the individuals did not define the behavior as rape.

The high amount of victimization (86% of the females and 87% of the males) found in this study corresponds with Lewin (1985) who found that 54% of the women he surveyed had experienced unwanted sexual intercourse and with Kanin and Parcell (1977), who reported that 50% of their sample of females had been a victim of sexual aggression. Furthermore, Struckman-Johnson and Struckman-Johnson (1994b), reported that 30% of the men they tested had

experienced coercive sexual contact from a woman and Muehlenhard and Cook (1988), reported that 62% of the men they surveyed had experienced unwanted sexual intercourse. Apparently, there has been a high frequency of sexual coercion of both males and females. In addition to the victimization findings in this study, both males and females reported acting as perpetrators of sexually coercive behaviors, with 74% of the males and 56% of the females reporting doing one or more of the perpetrator behaviors.

Focusing on the level of coercion in an individual's first sexual experience may help to predict being coerced in subsequent sexual experiences for females. For instance, this study showed a positive correlation for females between being coerced during the first sexual experience and being coerced during subsequent sexual experiences. However, for the males there was no relationship between being coerced during their first sexual experience and being coerced during subsequent sexual experiences. One reason for the difference may be that the females are more affected by what occurs during their first sexual experience than are males. Thus, being coerced during her first sexual experience may predispose



her to later coercion, whereas it may not predispose the male who may be better able to resist later coercion.

Aside from whether coercion during the first sexual experience leads to later coercion for the males and females, another difference between the males and females was how they viewed the coercive behaviors. For example, the males scored every coercive behavior on the Coercion Ranking Scale as less coercive than did the females, except for consensual sexual intercourse. These differences could explain why males appeared to be less affected by the coercion during the first sexual experience. If a male does not see a behavior as very coercive and a female sees the same behavior as extremely coercive the difference may reflect a female's evaluating the coercive behavior as being more traumatic than a male's evaluation of the coercive behavior. Therefore she may be more affected by the behavior, which may predispose her to be a victim of coercion in subsequent sexual experiences. For example, as a result of being coerced into sexual intercourse the woman may feel used and/or not worthy of love and these negative feelings may predispose her to future sexual coercion.

In addition to evaluating the differences in first and subsequent sexual experiences, the researcher also calculated which were the most popular coercion methods

used on victims and by perpetrators. For the female victims, the top four methods used were: (1) the man misinterpreting the level of sexual intimacy the woman desired, (2) the man making constant physical attempts to have sexual activity with her, (3) having sexual intercourse when she did not want to, she felt pressured by his continual arguments, and (4) the man becoming so sexually aroused she felt it was useless to stop him, she did not want to have sexual intercourse. As for the male victims, the top four methods used were: (1) the woman made constant physical attempts to have sexual activity with him, (2) the woman misinterpreted the level of sexual intimacy he desired, (3) he found out the woman obtained sexual intercourse with him by saying things she did not mean, and (4) he had sexual intercourse when he did not really want to, he felt pressured by the woman's continual arguments. As for the perpetrator behaviors, the top two methods reportedly most used by the females were: (1) she misinterpreted the level of sexual intimacy the man desired, and (2) she made constant physical attempts to have sexual activity with the man. The top two male perpetrator behaviors reported most by the males were: (1) he made constant physical attempts to have sexual activity

with the woman, and (2) he obtained sexual intercourse with the woman by saying things he did not mean. Thus, some of the perpetrator and victimization behaviors reported by the participants were similar for the males and females.

Another focus of the study was to resolve differences in findings on the relationship between a feminine sex role score and victimization score and between a masculine sex role score and perpetrator score. As reported earlier, Muehlenhard and Falcon (1990) found that males with high dominance scores were more likely to engage in verbal and physical coercion. In addition, Poppen and Segal (1988) found that for the females, sex role orientation was not useful in predicting victimization. In the current study, neither of the hypotheses concerning a relationship between victimization and a feminine sex role or perpetrator behaviors and a masculine sex role were supported, however, there were other interesting findings relating to sex roles and coercion. It was not that the victims had a higher feminine sex role, but that they had a lower masculine sex role, which was true for the females for their first sexual experience. In addition, the perpetrators did not have a higher masculine sex role, but instead had a lower feminine sex role which proved to be true for the females on the first sexual experience and for the males and females on

the subsequent sexual experiences. By postulating that the victim has a lower masculine sex role instead of a higher feminine sex role, it does away with the possibility of the individual being androgynous (having both a high feminine sex role score and masculine sex role score). The same was true for theorizing that a perpetrator has a lower feminine sex role, instead of a higher masculine sex role. Thus, the lower the feminine sex role score the more likely he/she was to report being a perpetrator.

There are some notable limitations to the study too. One problem was the use of self-report questionnaires. Each of the questionnaires used in this study were self-report. Using this methodology subjects could have given false information or simply not had accurate recall, thereby underestimating or overestimating the true incidence of the behavior. Another potential problem with the use of self-report questionnaires was that a substantial amount of time may have passed from the time the participant was coerced to the time he/she answered the self-report questionnaires. Thus, the individual may not have remembered all of the details of what happened and how it happened. Another limitation for this research was that although the original SES was tested for internal consistency and test-retest reliability, the SES-II was not

tested. Because the SES-II was modified by adding additional questions and by separating the test into two parts, the alphas for the original SES do not apply to the SES-II. Therefore, no reliability coefficients, alphas, validity, and internal consistency are known for the SES-II. A final limitation for this research was the possibility of a restricted range for the men who participated in the study. There were 134 females and only 40 males in this study which may have caused some problems with the interpretation of the analysis. In other words, with so few males in the study variability may have been reduced. Only replication with a larger sample of males can determine the true nature of the relationships.

In conclusion, this study has shown that there is a difference between first and subsequent sexual experiences in males and females with 71% of the individuals being coerced during their first sexual experience. In addition, the study has also shown that males and females tend to view sexual behaviors at different levels of coerciveness. Furthermore, perpetrators may tend to have a less feminine sex role and victims may tend to have a less masculine sex role. Additional research should be done in each of these three areas of study. Future research should focus on issues such as: the effect of perceptions of sexual

coercion on subsequent victimization; the relationship between personality type and the victimization and perpetrator scores; the difference between males and females views of sexual coercion; and the effects of sexual coercion during the first sexual experience on subsequent sexual experiences.

## REFERENCES

- Allgeier, A.R., & Allgeier, E.R. (1991). Sexual coercion. In S. Mallory, & R. Roll (Eds.), Sexual Interactions (pp. 627-672). Lexington, MA: DC Health and Company.
- Allgeier, E.R., & Fogel, A.F. (1978). Coital position and sex roles: Responses to cross-sex behavior in bed. Journal of Consulting and Clinical Psychology, 46, 588-589.
- Anderson, P. B., & Aymami, R. (1993). Reports of female initiation of sexual contact: male and female differences. Archives of Sexual Behavior, 22(4), 335-343.
- Bem, S.L. (1974). The measurement of psychological androgyny. Journal of Consulting and Clinical psychology, 42(2), 155-162.
- Craig, M.E., Follingstad, D.R., & Kalichman, S.C. (1989). Verbal coercive sexual behavior among college students. Archives of Sexual Behavior, 18(5), 421-433.
- Feltey K.M., Ainslie, J.J., & Geib, A. (1991). Sexual coercion attitudes among high school students; The influence of gender and rape education. Youth and Society, 23(2), 229-250.

Fischer, G.J. (1986). College student attitudes toward forcible date rape: I. cognitive predictors. Archives of Sexual Behavior, 15(6), 457-465.

Garcia, L., Milano, L., & Quijano, A. (1989). Perceptions of coercive sexual behavior by males and females. Sex Roles, 21(9/10), 569-577.

Groth, A.N., & Burgess, A.W. (1980). Male rape: Offenders and victims. American Journal of Psychiatry, 137(7), 806-810.

Harris, A.C. (1994). Ethnicity as a determinant of sex role identity: A replication study of item selection for the bem sex role inventory. Sex Roles, 31(3/4), 241-273.

Henley, N., & Freeman, J. (1984). The sexual politics of interpersonal behavior. In Freeman, J. (ed.), Women: A Feminist Perspective, Mayfield, Palo Alto, CA, pp. 465-477.

Jenkins, M.J., & Dambrot, F.H. (1987). The attribution of date rape: Observer's attitudes and sexual experiences and the dating situation. Journal of Applied Social Psychology, 17, 875-895.

Kanin, E. (1957). Male aggression in dating-courtship relations. American Journal of Sociology, 63, 197-204.



Kanin, E. (1967). An examination of sexual aggression as a response to sexual frustration. Journal of Marriage and the Family, 29, 428-433.

Kanin, E. (1971). Sexually aggressive college males. Journal of College Student Personnel, 112, 107-110.

Kanin, E.J., & Parcell, S.R. (1977). Sexual aggression: A second look at the offended female. Archives of Sexual Behavior, 6(1), 67-76.

Kirkpatrick, C., & Kanin, E. (1957). Male sex aggression on a university campus. American Sociological Review, 22, 52-58.

Koss, M.P. (1988). Hidden rape: Sexual aggression and victimization in a national sample in higher education. In A.W. Burgess (Ed.), Rape and Sexual Assault II (pp. 3-26). New York: Garland.

Koss, M.P., & Gidycz, C.A. (1985). Sexual experiences survey: Reliability and validity. Journal of Consulting and Clinical Psychology, 53(3), 422-423.

Koss, M.P., Gidycz, C.A., & Wisniewski, N. (1987). The scope of rape: Incidence and prevalence of sexual aggression and victimization in a national sample of higher education students. Journal of Consulting and Clinical Psychology, 55(2), 162-170.

Koss, M.P., & Oros, C.J. (1982). Sexual experiences survey: A research instrument investigating sexual aggression and victimization. Journal of Consulting and Clinical Psychology, 50 (3), 455-457.

LaPlante, M.N., McCormick, N., & Brannigan, G.G. (1980). Living the sexual script: College students' views of influence in sexual encounters. The Journal of Sex Research, 16(4), 338-355.

Levine-MacCombine, J., & Koss, M.P. (1986). Acquaintance rape: Effective avoidance strategies. Psychology of Women Quarterly, 10, 311-320.

Lewin, M. (1985). Unwanted intercourse: The difficulty of saying no. Psychology of Women Quarterly, 9, 184-192.

Mandoki, C.A., & Burkhart, B.R. (1991). Women as victims: Antecedents and consequences. In A. Parrot & L. Bechhofer (Eds.) Acquaintance Rape: The Hidden Crime (pp. 176-191). New York: Wiley.

Margolin, L. (1990). Gender and the stolen kiss: The social support of male and female to violate a partner's sexual consent in a noncoercive situation. Archives of Sexual Behavior, 19(3), 281-291.

McConaghy, N., & Zamir, R. (1995). Heterosexual and homosexual coercion, sexual orientation and sexual roles in medical students. Archives of Sexual Behavior, 24(5), 489-502.

Miller, J., Moeller, D., Kaufman, A., Divasto, P., Pathak, D., & Christy, J. (1978). Recidivism among sex assault victims. American Journal of Psychiatry, 135 (9), 1103-1104.

Muehlenhard, C.L. (1988). Misinterpreted dating behaviors and the risk of date rape. Journal of Social and Clinical Psychology, 6(1), 20-37.

Muehlenhard, C.L., & Cook, S.W. (1988). Men's self-reports of unwanted sexual activity. The Journal of Sex Research, 24, 58-72.

Muehlenhard, C.L., & Falcon, P.L. (1990). Men's heterosocial skill and attitudes toward women as predictors of verbal sexual coercion and forcible rape. Sex Roles, 23(5/6), 241-259.

Mynatt, C.R., & Allgeier, E.R. (1990). Risk factors, self-attributions, and adjustment problems among victims of sexual coercion. Journal of Applied Social Psychology, 20(2), 130-153.

Poppen, P.J. (1988). Sexual victimization: Coercive male strategies and successful female resistance. Paper presented at the meeting of the American Psychological Association, Atlanta.

Poppen, P.J., & Segal, N.J. (1988). The influence of sex and sex role orientation on sexual coercion. Sex Roles, 19(11/12), 689-701.

Rapaport, K., & Burkhart, B.R. (1984). Personality and attitudinal characteristics of sexually coercive college males. Journal of Abnormal Psychology, 93(2), 216-221.

Sandberg, G., Jackson, T.L., & Petric-Jackson, P. (1987). College students' attitudes regarding sexual coercion and aggression: Developing educational and preventive strategies. Journal of College Student Personnel, 28, 302-310.

Shae, M.E. (1993). The effects of selective evaluation on the perception of female cues in sexually coercive and noncoercive males. Archives of Sexual Behavior, 22(5), 415-433.

Shotland, R.L., & Goodstein, L. (1983). Just because she doesn't want to doesn't mean it's rape: An experimentally based causal model of the perception of rape in a dating situation. Social Psychology Quarterly, 46(3), 220-232.

Smith, R.E., Pine, C.J., & Hawley, M.E. (1988). Social cognitions about adult male victims of female sexual assault. Journal of Sex Research, 24, 101-112.

Struckman-Johnson, C. (1988). Forced sex on dates: It happens to men, too. The Journal of Sex Research, 24, 234-241.

Struckman-Johnson, C., & Struckman-Johnson, D. (1993). College men's and women's reactions to hypothetical sexual touch varied by initiator gender and coercion level. Sex Roles, 29(5/6), 371-385.

Struckman-Johnson, C., & Struckman-Johnson, D. (1994a). Men pressured and forced into sexual experience. Archives of Sexual Behavior, 23(1), 93-114.

Struckman-Johnson, C., & Struckman-Johnson, D. (1994b). Men's reactions to hypothetical female sexual advances: A beauty bias in response to sexual coercion. Sex Roles, 31(7/8), 387-406.

Struckman-Johnson, D., & Struckman-Johnson, C. (1991). Men and women's acceptance of coercive sexual strategies varied by initiator gender and couple intimacy. Sex Roles, 25(11/12), 661-676.

Turner, S. (1993). Talking about sexual abuse: The value of short-term groups for women survivors. Journal of Group Psychotherapy, Psychodrama, and Sociometry, 46(3), 110-120.

Vicary, J.R., Klingaman, L.R., & Harkness, W.L. (1995). Risk factors associated with date rape and sexual assault of adolescent girls. Journal of Adolescence, 18, 289-306.

APPENDIX A  
COERCION RANKING SCALE

Sexual Coercion is defined as psychological, economic, or social pressure, or the use of physical violence, or threats of bodily harm to force you or to attempt to force you into engaging in sexual activity.

Please rate the coerciveness of each sexual behavior from 1-7 using the scale below. Thank you for your help and cooperation.

- |   |       |          |       |            |       |   |       |   |       |           |       |   |
|---|-------|----------|-------|------------|-------|---|-------|---|-------|-----------|-------|---|
| 1 | ----- | 2        | ----- | 3          | ----- | 4 | ----- | 5 | ----- | 6         | ----- | 7 |
|   |       | Not      |       | Moderately |       |   |       |   |       | Extremely |       |   |
|   |       | Coercive |       | Coercive   |       |   |       |   |       | Coercive  |       |   |
- 
- \_\_\_ Getting someone, who does not want to have sex, intoxicated in order to have sex with them.
- \_\_\_ Having sexual intercourse when both people want to.
- \_\_\_ Being raped.
- \_\_\_ Using some physical force (twist arm, hold down) to try to make a person kiss or pet.
- \_\_\_ Having sexual intercourse with someone who does not want to, by threatening to end the relationship if the person does not have sex.
- \_\_\_ Misinterpreting the level of sexual intimacy the partner desires.
- \_\_\_ Obtaining anal intercourse with someone by using threats of physical force.
- \_\_\_ Making constant physical attempts to have sexual activity with the partner.
- \_\_\_ Becoming so sexually aroused that the person could not stop him/herself, even though the other partner did not want to have sexual intercourse.
- \_\_\_ Having sexual intercourse with someone by using some physical force.
- \_\_\_ Having sexual intercourse with someone by threatening to use physical force.



1 ----- 2 ----- 3 ----- 4 ----- 5 ----- 6 ----- 7

Not  
Coercive

Moderately  
Coercive

Extremely  
Coercive

- \_\_\_ Obtaining sexual intercourse with someone by saying things the person did not mean.
- \_\_\_ Using physical force to get sexual intercourse with someone, but failing to get the intercourse.
- \_\_\_ Threatening to use physical force to try to get sexual intercourse with someone, but failing to get the intercourse.
- \_\_\_ Obtaining oral intercourse with someone by using threats of physical force.
- \_\_\_ Being pressured into sexual intercourse, by the partner's continual arguments, when the person did not want to have sexual intercourse.
- \_\_\_ Making someone, who does not want to have sexual intercourse, feel guilty to get him/her to have sexual intercourse.

APPENDIX B

SES-II

This questionnaire is designed to focus on your first sexual intercourse experience and then on your other sexual intercourse experiences excluding your first sexual experience. The questions refer only to sexual experiences with your peers, friends, boy/girlfriends, people you met at a party, acquaintances, post puberty relationships, etc. Before beginning the questionnaire please answer the questions below. Thank you for your help and cooperation.

age: \_\_\_\_\_

race: \_\_\_\_\_

sex: Male      Female

classification: Freshman      Sophomore      Junior      Senior

How old were you the first time you had sexual intercourse?

\_\_\_\_\_

How many sexual intercourse partners have you had?

- a) 0-1      b) 2-4      c) 5-8      d) 9-14      e) more than fifteen people

How many times have you had sexual intercourse?

- a) 0-1      b) 2-5      c) 6-10      d) 11-20      e) more than 20 times

If you have not had sexual intercourse at least two times, please STOP HERE. Thank you for your time and assistance.

Please answer these questions in reference to your first sexual experience. Circle yes or no in response to all of the questions. Remember that these questions only refer to your first sexual experience.

- |     |   |     |    |
|-----|---|-----|----|
| 1.  | You believe you had sexual intercourse with the woman when you both wanted to.                                      | Yes | No |
| 2.  | You believe you had sexual intercourse with the man when you both wanted to.  | Yes | No |
| 3.  | You initially felt coerced into sexual activity but then enjoyed it.  | Yes | No |
| 4.  | You misinterpreted the level of sexual intimacy that the woman desired.   | Yes | No |
| 5.  | You misinterpreted the level of sexual intimacy that the man desired.   | Yes | No |
| 6.  | The woman misinterpreted the level of sexual intimacy you desired.  | Yes | No |
| 7.  | The man misinterpreted the level of sexual intimacy you desired.  | Yes | No |
| 8.  | You became so sexually aroused you could not stop yourself; the woman did not want to have sexual intercourse.      | Yes | No |
| 9.  | You became so sexually aroused you could not stop yourself; the man did not want to have sexual intercourse.        | Yes | No |
| 10. | The woman became so sexually aroused you felt it was useless to stop her; you did not want sexual intercourse.      | Yes | No |
| 11. | The man became so sexually aroused you felt it was useless to stop him; you did not want sexual intercourse.        | Yes | No |
| 12. | You had sexual intercourse when the woman did not really want to; you threatened to end the relationship otherwise. | Yes | No |
| 13. | You had sexual intercourse when the man did not really want to; you threatened to end the relationship otherwise.   | Yes | No |
| 14. | You had sexual intercourse when you did not really want to; the woman threatened to end the relationship otherwise. | Yes | No |
| 15. | You had sexual intercourse when you did not really want to; the man threatened to end the relationship otherwise.   | Yes | No |
| 16. | You had sexual intercourse when the woman did not really want to; she felt pressured by your continual arguments.   | Yes | No |
| 17. | You had sexual intercourse when the man did not really want to; he felt pressured by your continual arguments.      | Yes | No |

\*\*Remember, this refers only to your first sexual experience!

- |     |   |     |    |
|-----|---|-----|----|
| 18. | You had sexual intercourse when you did not really want to; you felt pressured by the woman's continual arguments.  | Yes | No |
| 19. | You had sexual intercourse when you did not really want to; you felt pressured by the man's continual arguments.  | Yes | No |
| 20. | You obtained sexual intercourse with the woman by saying things you did not really mean.  | Yes | No |
| 21. | You obtained sexual intercourse with the man by saying things you did not really mean.  | Yes | No |
| 22. | You found out the woman obtained sexual intercourse with you by saying things she did not really mean.  | Yes | No |
| 23. | You found out the man obtained sexual intercourse with you by saying things he did not really mean.   | Yes | No |
| 24. | Did you make the woman feel guilty (if you loved me you would do it) in order to have sexual intercourse when she did not really want to do it.           | Yes | No |
| 25. | Did you make the man feel guilty in order to have sexual intercourse when he did not really want to do it.  | Yes | No |
| 26. | Were you made to feel guilty in order for the woman to have sexual intercourse with you when you did not want to do it.                                   | Yes | No |
| 27. | Were you made to feel guilty in order for the man to have sexual intercourse with you when you did not want to do it.                                     | Yes | No |
| 28. | Did you get the woman intoxicated in order to have sexual intercourse with her and she would not have had done it otherwise (unless she was intoxicated). | Yes | No |
| 29. | Did you get the man intoxicated in order to have sexual intercourse with him and he would not have done it otherwise.                                     | Yes | No |
| 30. | Did the woman get you intoxicated in order to have sexual intercourse with her and you would not have done it otherwise.                                  | Yes | No |
| 31. | Did the man get you intoxicated in order to have sexual intercourse with him and you would not have done it otherwise.                                    | Yes | No |
| 32. | You made constant physical attempts to have sexual activity with the woman.   | Yes | No |
| 33. | You made constant physical attempts to have sexual activity with the man.   | Yes | No |
| 34. | The woman made constant physical attempts to have sexual activity with you.   | Yes | No |

\*\*Remember, this refers only to your first sexual experience!

- |  |     |    |
|--|-----|----|
| 35. The man made constant physical attempts to have sexual activity with you.                            | Yes | No |
| 36. You used some physical force (twist arm, hold down) to try to make the woman kiss or pet.            | Yes | No |
| 37. You used some physical force (twist arm, hold down) to try to make the man kiss or pet.              | Yes | No |
| 38. The woman used some physical force (twist arm, hold down) to try to make you kiss or pet.            | Yes | No |
| 39. The man used some physical force (twist arm, hold down) to try to make you kiss or pet.              | Yes | No |
| 40. You tried, but failed to get sexual intercourse with the woman by threatening to use physical force. | Yes | No |
| 41. You tried, but failed to get sexual intercourse with a man by threatening to use physical force.     | Yes | No |
| 42. The woman tried, but failed to get sexual intercourse with you by threatening to use physical force. | Yes | No |
| 43. The man tried, but failed to get sexual intercourse with you by threatening to use physical force.   | Yes | No |
| 44. You used some physical force to get sexual intercourse with the woman but failed.                    | Yes | No |
| 45. You used some physical force to get sexual intercourse with the man but failed.                      | Yes | No |
| 46. The woman used some physical force to get sexual intercourse with you but failed.                    | Yes | No |
| 47. The man used some physical force to get sexual intercourse with you but failed.                      | Yes | No |
| 48. You had sexual intercourse with the woman by threatening to use physical force.                      | Yes | No |
| 49. You had sexual intercourse with the man by threatening to use physical force.                        | Yes | No |
| 50. The woman had sexual intercourse with you by threatening to use physical force.                      | Yes | No |
| 51. The man had sexual intercourse with you by threatening to use physical force.                        | Yes | No |
| 52. You had sexual intercourse with the woman by using some physical force.                              | Yes | No |
| 53. You had sexual intercourse with the man by using some physical force.                                | Yes | No |
| 54. The woman had sexual intercourse with you by using some physical force.                              | Yes | No |
| 55. The man had sexual intercourse with you by using some physical force.                                | Yes | No |
| 56. You obtained oral intercourse with the woman by using threats of physical force.                     | Yes | No |
| 57. You obtained oral intercourse with the man by using threats of physical force.                       | Yes | No |

\*\*Remember, this refers only to your first sexual experience!

- |     |  |     |    |
|-----|--|-----|----|
| 58. | The woman obtained oral intercourse with you by using threats of physical force. | Yes | No |
| 59. | The man obtained oral intercourse with you by using threats of physical force.   | Yes | No |
| 60. | You obtained anal intercourse with the woman by using threats of physical force. | Yes | No |
| 61. | You obtained anal intercourse with the man by using threats of physical force.   | Yes | No |
| 62. | The woman obtained anal intercourse with you by using threats of physical force. | Yes | No |
| 63. | The man obtained anal intercourse with you by using threats of physical force.   | Yes | No |
| 64. | Did you rape the woman?  | Yes | No |
| 65. | Did you rape the man?  | Yes | No |
| 66. | Were you raped by the woman?   | Yes | No |
| 67. | Were you raped by the man?   | Yes | No |

Please answer these questions in regard to any sexual intercourse experience you have had, excluding your first sexual experience. Circle yes or no to all of the questions. Remember, that these questions do not include your first sexual experience.

- |     |   |     |    |
|-----|---|-----|----|
| 1.  | You have had sexual intercourse with a woman when you both wanted to.   | Yes | No |
| 2.  | You have had sexual intercourse with a man when you both wanted to.   | Yes | No |
| 3.  | You have initially felt coerced into sexual activity but then enjoyed it.   | Yes | No |
| 4.  | You have misinterpreted the level of sexual intimacy that a woman desired.  | Yes | No |
| 5.  | You have misinterpreted the level of sexual intimacy that a man desired.  | Yes | No |
| 6.  | You have had a woman misinterpret the level of sexual intimacy you desired.                                       | Yes | No |
| 7.  | You have had a man misinterpret the level of sexual intimacy you desired.   | Yes | No |
| 8.  | You have become so sexually aroused that you could not stop yourself; the woman did not want sexual intercourse.  | Yes | No |
| 9.  | You have become so sexually aroused that you could not stop yourself; the man did not want sexual intercourse.    | Yes | No |
| 10. | A woman became so sexually aroused that you felt it was useless to stop her; you did not want sexual intercourse. | Yes | No |
| 11. | A man became so sexually aroused that you felt it was useless to stop him; you did not want sexual intercourse.   | Yes | No |
| 12. | You have had sexual intercourse when a woman did not really want to; you threatened to end the relationship.      | Yes | No |
| 13. | You have had sexual intercourse when a man did not really want to; you threatened to end the relationship.        | Yes | No |
| 14. | You had sexual intercourse when you did not really want to; a woman threatened to end the relationship.           | Yes | No |
| 15. | You had sexual intercourse when you did not really want to; a man threatened to end the relationship.             | Yes | No |
| 16. | You had sexual intercourse when the woman did not really want to; she felt pressured by your continual arguments. | Yes | No |
| 17. | You had sexual intercourse when the man did not really want to; he felt pressured by your continual arguments.    | Yes | No |



\*\*Remember, this does not include your first sexual experience!

- |     |   |     |    |
|-----|---|-----|----|
| 18. | You had sexual intercourse when you did not really what to; you felt pressured by a woman's continual arguments.  | Yes | No |
| 19. | You had sexual intercourse when you did not really want to; you felt pressured by a man's continual arguments.  | Yes | No |
| 20. | You have obtained sexual intercourse with a woman by saying things you did not really mean.   | Yes | No |
| 21. | You have obtained sexual intercourse with a man by saying things you did not really mean.   | Yes | No |
| 22. | You found out that a woman obtained sexual intercourse with you by saying things she did not really mean.   | Yes | No |
| 23. | You found out that a man obtained sexual intercourse with you by saying things he did not really mean.  | Yes | No |
| 24. | Have you made a woman feel guilty (if you loved me you would do it) in order to have sexual intercourse when she did not really want to do it.          | Yes | No |
| 25. | Have you made a man feel guilty in order to have sexual intercourse when he did not really want to do it.   | Yes | No |
| 26. | Have you been made to feel guilty in order for a woman to have sexual intercourse with you when you did not want to do it.                              | Yes | No |
| 27. | Have you been made to feel guilty in order for a man to have sexual intercourse with you when you did not want to do it.                                | Yes | No |
| 28. | Have you gotten a woman intoxicated in order to have sexual intercourse with her and she would not have done it otherwise (unless she was intoxicated). | Yes | No |
| 29. | Have you gotten a man intoxicated in order to have sexual intercourse with him and he would not have done it otherwise.                                 | Yes | No |
| 30. | Has a woman gotten you intoxicated in order to have sexual intercourse with her and you would not have done it otherwise.                               | Yes | No |
| 31. | Has a man gotten you intoxicated in order to have sexual intercourse with him and you would not have done it otherwise.                                 | Yes | No |
| 32. | You have made constant physical attempts to have sexual activity with a woman.  | Yes | No |
| 33. | You have made constant physical attempts to have sexual activity with a man.  | Yes | No |
| 34. | A woman has made constant physical attempts to have sexual activity with you.   | Yes | No |

\*\*Remember, this does not include your first sexual experience!

- |     |  |     |    |
|-----|--|-----|----|
| 35. | A man has made constant physical attempts to have sexual activity with you.                            | Yes | No |
| 36. | You have used some physical force (twist arm, hold down) to try to make a woman kiss or pet.           | Yes | No |
| 37. | You have used some physical force (twist arm, hold down) to try to make a man kiss or pet.             | Yes | No |
| 38. | A woman has used some physical force (twist arm, hold down) to try to make you kiss or pet.            | Yes | No |
| 39. | A man has used some physical force (twist arm, hold down) to try to make you kiss or pet.              | Yes | No |
| 40. | You tried, but failed to get sexual intercourse with a woman by threatening to use physical force.     | Yes | No |
| 41. | You tried, but failed to get sexual intercourse with a man by threatening to use physical force.       | Yes | No |
| 42. | A woman has tried, but failed to get sexual intercourse with you by threatening to use physical force. | Yes | No |
| 43. | A man has tried, but failed to get sexual intercourse with you by threatening to use physical force.   | Yes | No |
| 44. | You have used some physical force to get sexual intercourse with a woman but failed.                   | Yes | No |
| 45. | You have used some physical force to get sexual intercourse with a man but failed.                     | Yes | No |
| 46. | A woman has used some physical force to get sexual intercourse with you but failed.                    | Yes | No |
| 47. | A man has used some physical force to get sexual intercourse with you but failed.                      | Yes | No |
| 48. | You have had sexual intercourse with a woman by threatening to use physical force.                     | Yes | No |
| 49. | You have had sexual intercourse with a man by threatening to use physical force.                       | Yes | No |
| 50. | A woman has had sexual intercourse with you by threatening to use physical force.                      | Yes | No |
| 51. | A man has had sexual intercourse with you by threatening to use physical force.                        | Yes | No |
| 52. | You have had sexual intercourse with a woman by using some physical force.                             | Yes | No |
| 53. | You have had sexual intercourse with a man by using some physical force.                               | Yes | No |
| 54. | A woman has had sexual intercourse with you by using some physical force.                              | Yes | No |
| 55. | A man has had sexual intercourse with you by using some physical force.                                | Yes | No |
| 56. | You have obtained oral intercourse with a woman by using threats of physical force.                    | Yes | No |

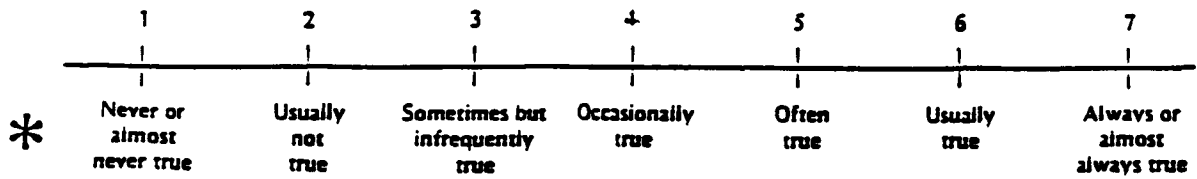
\*\*Remember, this does not include your first sexual experience!

- |     |   |     |    |
|-----|---|-----|----|
| 57. | You have obtained oral intercourse with a man by using threats of physical force.   | Yes | No |
| 58. | A woman has obtained oral intercourse with you by using threats of physical force.  | Yes | No |
| 59. | A man has obtained oral intercourse with you by using threats of physical force.    | Yes | No |
| 60. | You have obtained anal intercourse with a woman by using threats of physical force. | Yes | No |
| 61. | You have obtained anal intercourse with a man by using threats of physical force.   | Yes | No |
| 62. | A woman has obtained anal intercourse with you by using threats of physical force.  | Yes | No |
| 63. | A man has obtained anal intercourse with you by using threats of physical force.    | Yes | No |
| 64. | Have you ever raped a woman?  | Yes | No |
| 65. | Have you ever raped a man?  | Yes | No |
| 66. | Have you been raped by a woman?   | Yes | No |
| 67. | Have you been raped by a man?   | Yes | No |

Thank you.

APPENDIX C  
BEM SEX ROLE INVENTORY

In the space beside each characteristic, place the number (using the scale below) that corresponds to how well that characteristic fits you. Thank you.



Defend my own beliefs		Adaptable		Flatterable	
Affectionate		Dominant		Theatrical	
Conscientious		Tender		Self-sufficient	
Independent		Conceited		Loyal	
Sympathetic		Willing to take a stand		Happy	
Moody		Love children		Individualistic	
Assertive		Tactful		Soft-spoken	
Sensitive to needs of others		Aggressive		Unpredictable	
Reliable		Gentle		Masculine	
Strong personality		Conventional		Gullible	
Understanding		Self-reliant		Solemn	
Jealous		Yielding		Competitive	
Forceful		Helpful		Childlike	
Compassionate		Athletic		Likable	
Truthful		Cheerful		Ambitious	
Have leadership abilities		Unsystematic		Do not use harsh language	
Eager to soothe hurt feelings		Analytical		Sincere	
Secretive		Shy		Act as a leader	
Willing to take risks		Inefficient		Feminine	
Warm		Make decisions easily		Friendly	

	a	b	Class
R.S.			
S.S.			

a - b SS diff.

APPENDIX D  
INFORMED CONSENT FORM

Statement of Informed Consent

You are being invited to participate in a study about sexual experiences. The purpose of this study is to gather information concerning college students and their sexual behaviors. The data gathered in this study will be used in preparing the researcher's master's thesis.

The administration of the test will take anywhere from fifteen to thirty minutes and can be completed at one time. Your participation is voluntary. Your decision whether or not to participate will not affect your future relations with Auburn University at Montgomery or with any of your Professors. If you decide to participate, you are still free to withdraw your consent and to discontinue participation at any time without penalty.

As a result of your participation you will gain a better understanding of research in psychology. You will learn what it is like to actually answer questionnaires for a psychology study.

The results of your questionnaires will remain confidential, as will all test forms. Neither your name or any identifying characteristics will be listed on any of the questionnaires. However, there is a possibility that some of the questions might upset you because of their explicit sexual nature. Some of the questions address both heterosexual and homosexual experiences in order not to exclude anyone and to make the test useable for all males and females. In addition, some questions ask about various ways you may have been coerced into having sexual intercourse.

If at any time during or after answering the questions you are upset, you may contact Carolyn Long in the Psychology Department (244-3310) at AUM to discuss your reaction or you may seek free counseling at the AUM Counseling Center (244-3469).

If you would like to know the results of this study you may also contact Professor Long in the Psychology Department.

YOU ARE MAKING A DECISION WHETHER OR NOT TO PARTICIPATE. YOUR SIGNATURE INDICATES THAT YOU HAVE DECIDED TO PARTICIPATE, HAVING READ THE INFORMATION PROVIDED ABOVE. YOU MAY, AT ANY TIME, CEASE YOUR PARTICIPATION.

\_\_\_\_\_  
Date                                      Time

\_\_\_\_\_  
Participant's Signature

\_\_\_\_\_  
Investigator's Signature